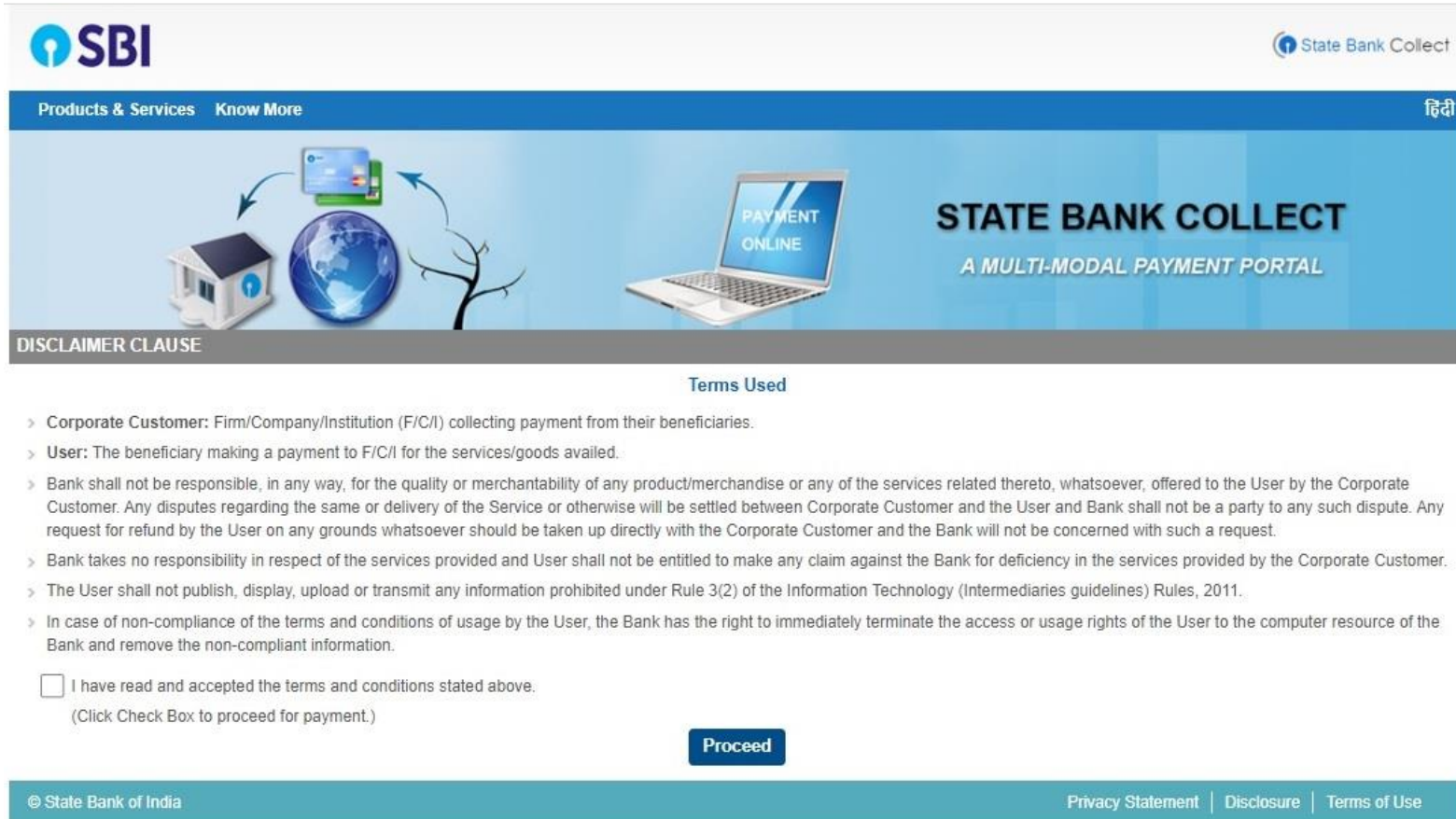


Payment instructions:

1. Link to SBI Collect URL: <https://www.onlinesbi.sbi/sbicollect/icollecthome.htm?corpID=299364>
2. Accept the terms & conditions of SBI Collect by clicking the check box and click on ‘Proceed’



SBI State Bank Collect

Products & Services Know More हिंदी

STATE BANK COLLECT
A MULTI-MODAL PAYMENT PORTAL

DISCLAIMER CLAUSE

Terms Used

- > **Corporate Customer:** Firm/Company/Institution (F/C/I) collecting payment from their beneficiaries.
- > **User:** The beneficiary making a payment to F/C/I for the services/goods availed.
- > Bank shall not be responsible, in any way, for the quality or merchantability of any product/merchandise or any of the services related thereto, whatsoever, offered to the User by the Corporate Customer. Any disputes regarding the same or delivery of the Service or otherwise will be settled between Corporate Customer and the User and Bank shall not be a party to any such dispute. Any request for refund by the User on any grounds whatsoever should be taken up directly with the Corporate Customer and the Bank will not be concerned with such a request.
- > Bank takes no responsibility in respect of the services provided and User shall not be entitled to make any claim against the Bank for deficiency in the services provided by the Corporate Customer.
- > The User shall not publish, display, upload or transmit any information prohibited under Rule 3(2) of the Information Technology (Intermediaries guidelines) Rules, 2011.
- > In case of non-compliance of the terms and conditions of usage by the User, the Bank has the right to immediately terminate the access or usage rights of the User to the computer resource of the Bank and remove the non-compliant information.

I have read and accepted the terms and conditions stated above.
(Click Check Box to proceed for payment.)

Proceed

© State Bank of India Privacy Statement | Disclosure | Terms of Use

3. Select Payment Category as: ‘Application Fees - Others’



CFTRI
CFTRI CAMPUS, MYSORE , MYSORE-570020

Provide details of payment

Select Payment Category *


-- Select Category -- ▾

- Select Category --
- Application Fees - Others
- Application Fees - Regular Appointment
- CFTRI GUEST HOUSE CHARGES,MYSURU
- CFTRI HOSTEL CHARGES,MYSURU
- H R D
- SWIMMING POOL
- Short Term Course

- Mandatory fields are marked with an asterisk (*)
- The payment structure document if available will
- Date specified(if any) should be in the format of

process.


4. Please enter “Application No” as **SDP**

State Bank Collect

State Bank Collect / State Bank Mops

State Bank Collect / State Bank Collect Exit

State Bank Collect 01-Sep-2022 [08:42 AM IST]

CFTRI
CFTRI CAMPUS, MYSORE , MYSORE-570020

Provide details of payment

Select Payment Category *

Application Fees - Others

Application No

Applicant Name *

Address

Mobile No *

Email ID

Amount *

Remarks

* Note: Kindly ensure to enter correct details before making payments.

Please enter your Name, Date of Birth (For Personal Banking) / Incorporation (For Corporate Banking) & Mobile Number.
This is required to reprint your e-receipt / remittance(PAP) form, if the need arises.

Name *

Date Of Birth / Incorporation *


Mobile Number *

Email Id

Enter the text as shown in the image *

Select one of the Captcha options *

Image Captcha Audio Captcha



5. All other necessary details to be filled. Please note that the “**Address**” field **should not have any special characters**. Space can only be used to fill address (no comma, dot, #, -)
6. After clicking the “Submit” button, please check the details.
7. You may click the “confirm” button to select various payment options or cancel to start again in case of any correction. You may use this detail on SBI Collect to get status of the payment and for downloading the e-receipt at a later stage if necessary.
8. There are various payment options available:

The screenshot displays the 'STATE BANK COLLECT MULTI OPTION PAYMENT SYSTEM' interface. It is organized into three main sections: 'Net Banking', 'Card Payments', and 'Other Payments Modes'.

- Net Banking:** Contains two options: 'State Bank of India' (Bank Charges: Rs 11.8) and 'Other Banks Internet Banking' (Bank Charges: Rs 17.7). Both have 'CLICK HERE' buttons.
- Card Payments:** Includes a warning: 'This payment mode is not available between 23:30 hours IST and 00:30 hours IST'. It lists: 'State Bank ATM-cum-Debit Card' (Rs 0.0), 'Other Bank Debit Cards' (Rs 0.0), 'Credit Cards' (Rs 12.98), 'Prepaid Card (Incl Rupay PPC)' (Bank Charges: --), and 'Foreign Card' (Bank Charges: --). The last two are marked 'NOT ENABLED'.
- Other Payments Modes:** Includes a warning: 'UPI is not available between 22:30 hours IST and 23:30 hours IST'. It lists: 'UPI' (Rs 0.0), 'NEFT/RTGS' (Bank Charges: --), and 'SBI Branch' (Rs 59.0). NEFT/RTGS is marked 'NOT ENABLED'.

© State Bank of India | Site best viewed in IE 10+, Mozilla 30+, Google Chrome 30+

9. Choose your preferred payment option and pay the amount. You may also pay through SBI branches for which you have to generate the challan from this site and have to visit any SBI branch near your area for making the payment.
10. After successful online transaction, please note down the **SBCollect Reference Number** (generally starts with DU.....). Please **download the e-receipt** generated after successful transaction which needs to be uploaded during the online registration for the program. If you are paying through branch, the challan will be signed & sealed by them. Please upload the scanned copy while online registration for the program.
11. Now the applicant has to fill the online registration form (Link is available in the brochure).
12. In the E-receipt if the transaction status is pending then candidate have to check the status of the transaction by clicking state bank collect and choose the option payment history. The receipt can be downloaded after providing the necessary information like mobile number, date of birth etc. If the transaction is failed, then applicant may ensure that the amount has been returned to their account according to the payment option they have chosen. Also, they have to make fresh payment and upload the e-receipt to be considered for the skill development program.

SBI State Bank Collect

State Bank Collect - State Bank Mops

State Bank Collect : State Bank Collect [Exit](#)

State Bank Collect 28 Nov 2018 (02:43 PM IST)

Please note this transaction number for future reference: DUA3447537

Transaction Status : Transaction status is pending. If your account is debited, please verify the status of your transaction under "Payment History" after one hour. Transaction Initiated using Debit / Credit Card is deemed as a Failure, if pending after this period.

Payment Details :

SBCollect Reference Number	DUA3447537
Category	Application Fees - Regular Appointment
Application No	1
Applicant Name	1
Post Code	jh
Mobile No	99
Email ID	sad
Amount	1
Transaction Charge	INR 0.00
Total Amount	INR 1.00

Remarks
[Return to State Bank Collect Home Page](#)

© State Bank of India [Privacy Statement](#) | [Disclosure](#) | [Terms of Use](#)



CFTRI
CFTRI CAMPUS, MYSORE , MYSORE-570020

Provide details of payment

Select Payment Category *

-- Select Category --

- Mandatory fields are marked with an asterisk (*)
- The payment structure document if available will contain detailed instructions about the online payment process.
- Date specified(if any) should be in the format of 'ddmmyyyy'. Eg., 02082008



Select a date range to view details of previous payments

Date of Birth *



(Date provided at the time of making payment)

Mobile Number(Enter 10 - digit) *

(Mobile Number provided at the time of making payment)

Start Date *



End Date *



Enter the INB Reference Number (Starting with 'DU') & DOB/Mobile Number to view a specific payment

DU Reference Number *

(As appearing in your pass book/statement in the narration pertaining to the transaction)

Date of Birth *



(Date provided at the time of making payment)

OR

Mobile Number(Enter 10 - digit) *

(Mobile Number provided at the time of making payment)

Enter the text as shown in the image *

Select one of the Captcha options *

Image Captcha

Audio Captcha



Go

13. CSIR-CFTRI prefers the applicants to pay the registration fee through SBCollect service of SBI. In case the applicant faces any issue in SBCollect, they may pay the fee through NEFT with the following information:

Name of beneficiary: DIRECTOR, CSIR-CFTRI, MYSORE

Account Number: 64018311818

Bank name: STATE BANK OF INDIA

Branch name: CFTRI BRANCH

IFSC Code: SBIN0040055

The applicant has to fill the reference as “**SDP**”.